

# Canadian Sheep Federation Executive Director’s Report August 2021

Action Items from the August 2021 Board meeting .....	1
Program Updates.....	1
Canadian Sheep Identification Program (CSIP) and Traceability .....	1
Scrapie Flock Certification Program (SFCP).....	2
Chronic Wasting Disease Herd Certification Program (CWD HCP).....	2
Industry Initiatives.....	2
This month’s meetings.....	4
Sheep Supply .....	6

## Action Items from the August 2021 Board meeting

---

- Sheep industry feedback was provided to the National Farm Animal Care Council survey, reflecting on NFACC experiences.
- A HayWest 2021 Facebook page was established to help connect hay/feed suppliers with those in the west needing feed. A spreadsheet of respondents was shared with supporters in the west helping with organizing feed supply.
- Summer student contracts were extended by 2 weeks for IT staff, and 1 week each for Communications Manager and Economic Analyst positions.

## Program Updates

---

### Canadian Sheep Identification Program (CSIP) and Traceability

- AgroLedger Phase 2 development wrapped up in August. The team got an amazing amount of work done through the summer, resulting in completion of a foundational program that can support incoming traceability regulations while adding value to the system in terms of information sharing along the value chain.
  - Want to be able to scan an animal’s ID and know it’s date of birth? ✓
  - Want to sell an animal and have its performance records available to future buyers when they scan the ID? ✓
  - Need to track an animal’s treatment records for vaccines, wormers or vet drugs and across multiple owners? ✓

### For Broad Distribution

- The Canadian Sheep Federation was delighted to learn that our application to the University of Toronto's Interdisciplinary Capstone program was accepted, and the CSF team populated with an amazing group of young people. Project planning complete with deliverables and timelines will be completed in September. We look forward to this innovative project focused on bringing new technology into the livestock traceability realm.

### Scrapie Flock Certification Program (SFCP)

- In July, Connexion announced that Canada and Columbia have ratified a trade certificate for sheep and goats. The certificate will allow Canadian sheep and goat producers Certified in the Scrapie Flock Certification Program to ship live animals and embryos to Columbia.
- Changes in the Standard Operating Procedures for the program are pending approval by the Canadian Food Inspection Agency. The changes were included in the last National Standards Review discussion and are aimed at streamlining file processing. These include eliminating some duplication in record keeping and repeated reminder emails to enrolled producers. Once the SOP changes are finalized, a copy of the document will be available to producers on the program website [www.scrapiecanada.ca](http://www.scrapiecanada.ca)

### Chronic Wasting Disease Herd Certification Program (CWD HCP)

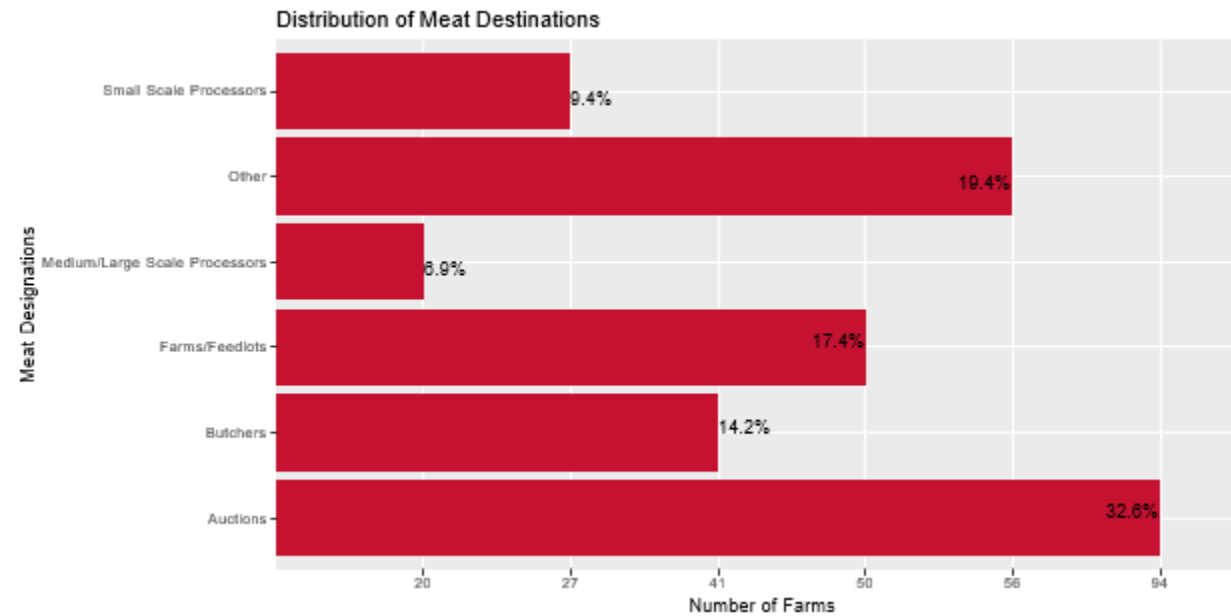
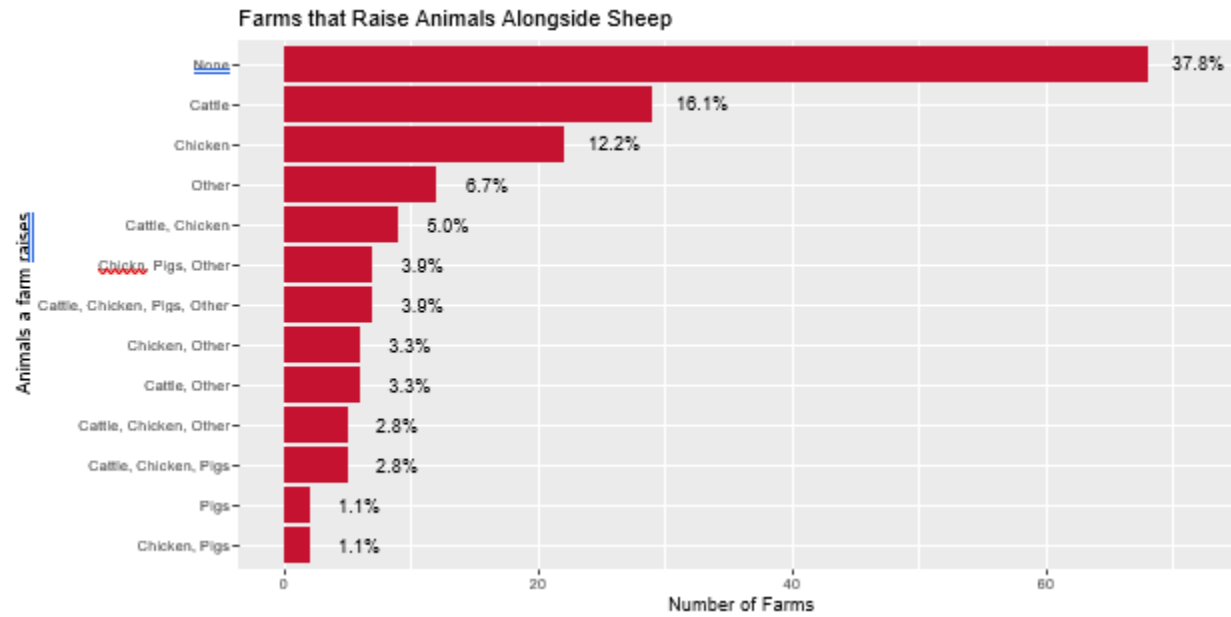
- The annual Chronic Wasting Disease Herd Certification Program National Standards Review that took place through the spring, led to the release of a first draft of the amended National Standards this summer. The 2021 National Standards will come into force December 31, 2021, accompanied by updated Standard Operating Procedures (SOP) and program forms.
- CWD HCP enrolled producers are reminded that they are required to submit an annual application for advancement within 3 months of their anniversary quarter as indicated on program certificates. Annual applications must include an inventory report completed by the appropriate party and ALL program forms.

## Industry Initiatives

---

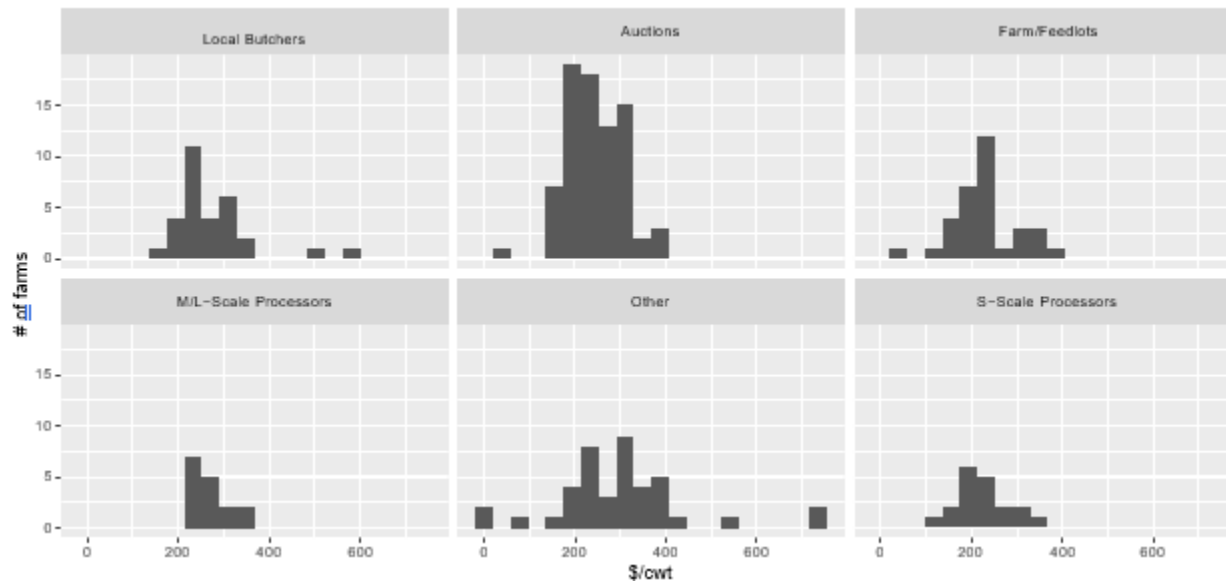
- Both the Government of Canada and the USDA hosted workshops in August with a focus on zoonotic disease surveillance and disease tracking, with emphasis on integrated disease surveillance platforms. The COVID pandemic shed light on the shortage of effective, real-time tracking of zoonotic diseases.
- As part of our Economic Impact Analysis, the CSF conducted an online industry survey over the course of the summer that garnered some really great feedback. The final report is expected to be released in time for the 2021 Annual General Meeting. Here are some highlights from the 200 responses we received:

## For Broad Distribution



## For Broad Distribution

Price Distribution Per Head to Major Destinations



## This month's meetings

- Canadian Sheep Federation Board of Directors
- Agriculture and Agri-Food Canada – Red Meat Sector leadership changes
- AgroLedger team X 14
- Communications team X 5
- Economic Impact Analysis team X 12
- Animal Health Canada Working Group
- Canadian Livestock Transportation (CLT) Advisory Committee
- Global Strategy Labs – One Health Opportunities for Canada
- National Farmed Animal Health and Welfare Council – Members Meeting
- Animal Health Canada Governance Committee
- Savory Global Meetup
- Peer Ledger – Seafood traceability
- Climatedata.ca Agriculture Sector Webinar
- The Center for Food Integrity – Consumer Trust Insights

### **For Broad Distribution**

- American Rescue Plan – APHIS’ Strategic Framework
- University of Toronto Multidisciplinary Capstone Design Course – Supervisor & Industry meetup
- Canadian Food Inspection Agency – CWD HCP program material approval

# Sheep Supply



## SHEEP SUPPLY CANADA

May 2021

### Fed. & Prov. Slaughter (head)

preliminary YTD	2021	2020	% chg
B.C./Alta/Sask./Man.	49,447	51,422	-3.8
Ontario	108,007	107,212	-1.1
Quebec - Atlantic	51,706	53,728	-3.8
<b>Canada</b>	<b>207,160</b>	<b>212,362</b>	<b>-2.4</b>

### Federal Slaughter

Monthly	2021	2020	% chg
West - Ontario	5,477	6,738	-18.7
Quebec - Atlantic	3,431	3,738	-8.2
West - Ontario YTD	33,455	36,653	-8.7
Quebec - Atlantic YTD	19,586	21,070	-7.0

### Provincial Slaughter

preliminary Monthly	2021	2020	% chg
West - Ontario	23,701	25,750	-8.0
Quebec - Atlantic	6,188	6,515	-5.3
West - Ontario YTD	121,999	121,981	0.0
Quebec - Atlantic YTD	32,120	32,658	-1.6

Source: CFIA, Provincial Governments \*2021 April Provincial estimate

### Imports

(Number of head from U.S.)	Year to Date May		% chg
Pure-bred & Non Pure-bred	2021	2020	
East	24	0	-
West	8,736	4	-
<b>Total</b>	<b>7,960</b>	<b>4</b>	<b>-</b>

Source: Statistics Canada

### Mutton & Lamb

(Metric Tonnes)	Year to Date May		% chg
	2021	2020	
New Zealand	3,957	4,228	-6.4
Australia	3,889	4,776	-18.6
Other	1,010	1,023	-1.3
<b>Total</b>	<b>8,855</b>	<b>10,026</b>	<b>-11.7</b>

Source: Statistics Canada

## UNITED STATES

### Total Sheep and Lambs

	Year to Date May		% chg
	2021	2020	
Slaughter ('000 head)	812	771	5.3
Avg Dressed Wt (lbs)	63	68	-7.4
Avg Dressed Wt (Kg)	29	31	-7.4
Lamb/Mutton (mil lbs)	54	53	1.7
Lamb/Mutton (tonnes)	24,358	23,950	1.7

Source: United States Department of Agriculture (USDA)

### U.S. Lamb & Mutton Exports (Metric Tonnes)

	Year to Date May		% chg
	2021	2020	
Mexico	171	112	52.7
Bermuda	47	34	38.2
Bahamas	45	60	-25.0
Trinidad and Tobago	38	28	35.7
Canada	30	23	30.4
Netherlands Antilles	28	12	-
Japan	18	38	-52.6
Other	107	260	-58.8
<b>Total</b>	<b>484</b>	<b>567</b>	<b>-14.6</b>

Source: Global Trade Tracker

### Monthly Prices

Ontario Auctions	2021	2020	% chg
<b>Lambs</b>	\$/cwt, live weight, weighted average		
< 65 lbs, new crop	454.60	355.02	28.0
65-79 lbs	404.63	314.93	28.5
80-94 lbs	375.75	280.63	33.9
95-109 lbs	375.88	270.64	38.9
<b>Sheep</b>	<b>191.00</b>	<b>147.61</b>	<b>29.4</b>

### Quebec Auctions

Lambs	2021	2020	% chg
\$/cwt, live weight, weighted average			
< 65 lbs, new crop	420.88	346.17	21.6
65-79 lbs	410.18	312.46	31.3
<b>Sheep - Ewes</b>	<b>140.39</b>	<b>120.25</b>	<b>16.7</b>
<b>Sheep - Ram</b>	<b>172.61</b>	<b>166.46</b>	<b>3.7</b>

### LEOQ

Quebec Heavy Lambs	2021
\$/kg carcass basis (Producer annual contract price)	
March 8 2021 to May 8 2021	13.84
May 9 2021 to June 19 2021	14.45
June 20 2021 to July 31 2021	12.83

Source: Beef Farmer's of Ontario, Quebec Electronic Auctions and Les Éleveurs d'Ovins du Québec

### Exports

(Number of head)	Year to Date May		% chg
Total Live Sheep	2021	2020	
United States	285	7,042	-
Other	0	0	-
<b>Total</b>	<b>285</b>	<b>7,042</b>	<b>-</b>

Source: Statistics Canada

### Mutton & Lamb

(Metric Tonnes)	Year to Date May		% chg
	2021	2020	
United States	16.4	34.0	-51.7
United Arab Emirates	9.9	9.0	9.2
Bahamas	4.9	0.0	-
Other	3.8	9.8	-60.9
<b>Total</b>	<b>35.0</b>	<b>52.8</b>	<b>-33.7</b>

Source: Statistics Canada

### U.S. Price Summary

San Angelo Auction	May	
	2021	2020
U.S. \$/cwt		
Choice and Prime 1-2	average	average
-69 lbs	259.21	193.39
70-79 lbs	246.30	175.08
80-89 lbs	241.21	161.10
90+ lbs	228.05	156.71

Includes woolled and hair breeds

Note: Monthly price averages are calculated off of daily/weekly price reporting

### U.S. Lamb & Mutton Imports (Metric Tonnes)

	Year to Date May		% chg
	2021	2020	
Australia	36,781	53,499	-31.2
New Zealand	11,976	10,569	13.3
Chile	710	417	70.3
Uruguay	77	207	-
Mexico	45	0	-
Other	16	34	-52.9
<b>Total</b>	<b>49,605</b>	<b>64,726</b>	<b>-23.4</b>

Source: Global Trade Tracker